

Spring 2 Week 2 Maths task 2 - Parallel and Perpendicular


Remember:

parallel = (never meet), perpendicular \perp (meet at a right angle)

Consolidate

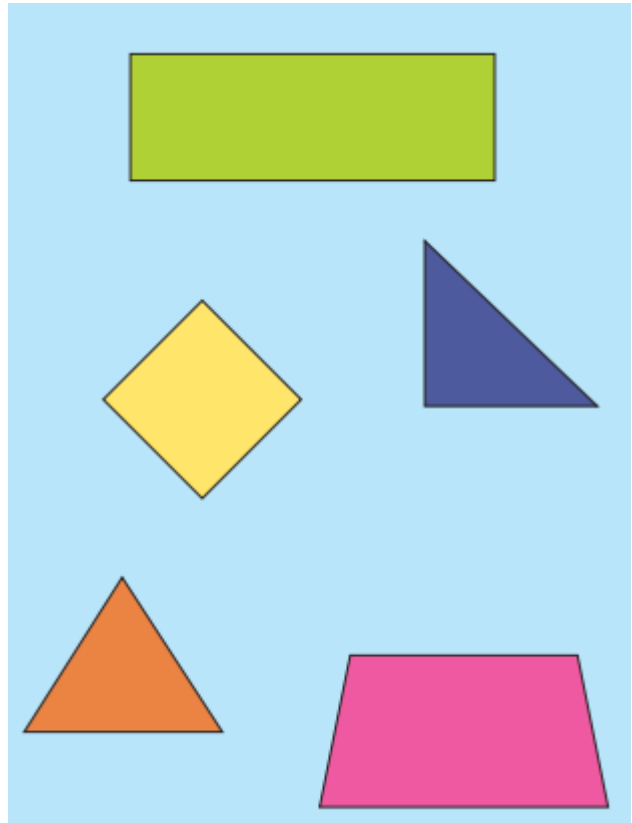
Here are some 2D shapes.

Tick the shapes that have perpendicular lines.



Core

Now tick the pairs of parallel lines

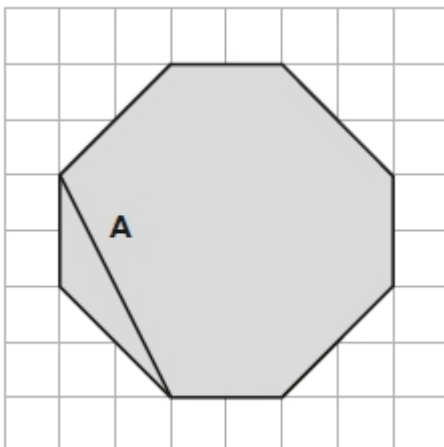


Extend

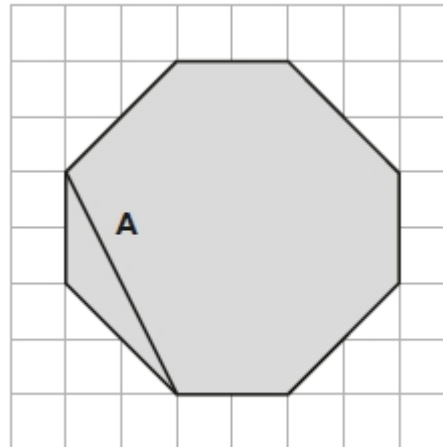
The diagram shows a shaded octagon on a square grid.

Line A joins two vertices of the octagon.

Join two other vertices to draw a line **parallel** to line A.



Join two vertices to draw a line **perpendicular** to line A.



Top tip: try turning the paper so that line A is horizontal.